

**1. How to draw "Ava"  
the American  
Avocet**

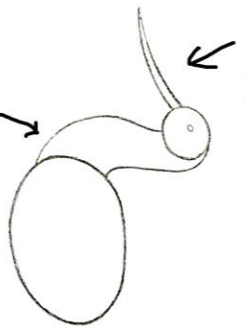


Draw a large oval  
shape.

**2. Draw a small  
circle here for the  
head with a tiny  
circle for the eye.**

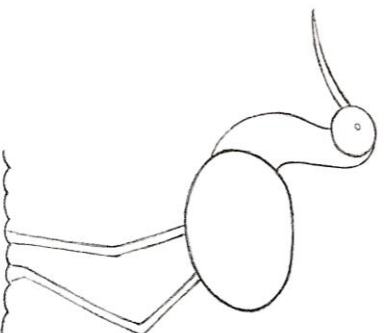


Join two long  
curved lines for  
the beak.



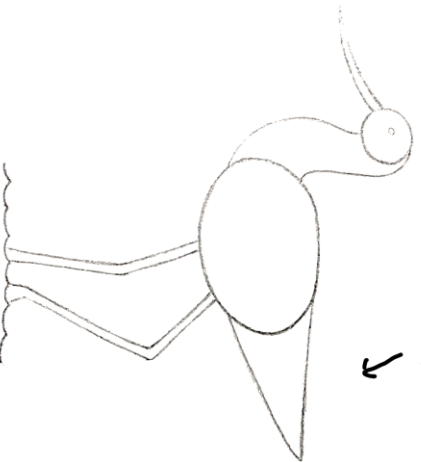
Use two curved  
lines to connect  
the head and  
body.

**4.**

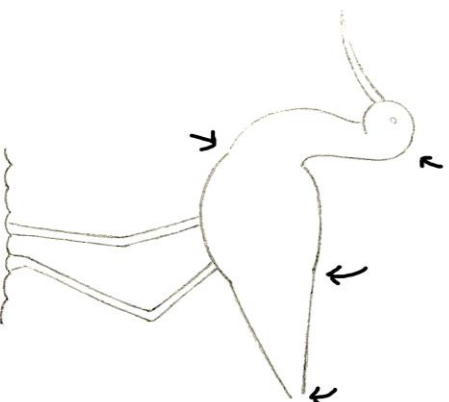


Draw two sets of zig  
zag lines for the legs.  
Add some water for  
her to stand in.

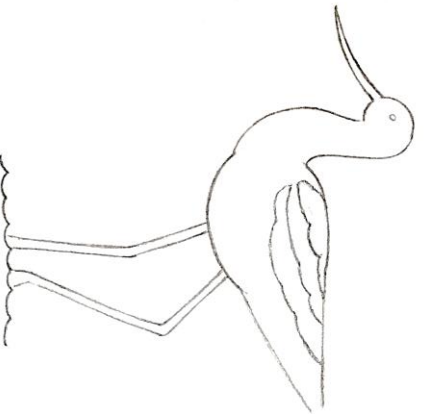
Draw a long  
triangular shape at  
the back.



Erase unwanted  
lines.



Draw in wing  
feathers.



Add tail feathers  
and attach beak.



Add some color  
and call it done.  
Good job!

